

THE GREEN SHEET: COMMUNICATE YOUR STRENGTHS

1. CLIFTONSTRENGTHS

List words and phrases that resonate with you from your CliftonStrengths report and Strengths Language for Resumes chart.

2. YOUSCIENCE

List words and phrases that resonate with you from your YouScience report.

3. NACE CAREER COMPETENCIES

Review Competencies for a Career-Ready Workforce and consider how confident you feel for each.

Then, list the 8 competencies from highest to lowest confidence. Circle the top 3 to use when drafting a professional profile.

4. PROFESSIONAL VALUES


Complete the **Dare To Lead values** exercise in this packet.


Then, list the **5 values** you selected, starting with the most important one.


5. COMMUNICATE YOUR STRENGTHS


Select a strength, aptitude, value or competency to help you succeed in your industry. You may combine related traits.


Start with an action verb and draft a bullet point

 _____

 _____

 _____

 _____

 _____
